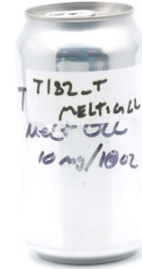


SAMPLE DETAILS
SAMPLE NAME: T182_T MELT:GLL

Infused, Liquid Edible

CULTIVATOR / MANUFACTURER
Business Name:
License Number:
Address:
DISTRIBUTOR / TESTED FOR
Business Name: Modist Brewing

License Number:
Address:

SAMPLE DETAIL
Batch Number: T182

Sample ID: 250823L001

Date Collected: 08/23/2025

Date Received: 08/23/2025

Batch Size:
Sample Size: 1.0 unit

Unit Mass: 355 milliliters per Unit

Serving Size: 177.5 milliliters per Serving


Scan QR code to verify authenticity of results.

CANNABINOID ANALYSIS - SUMMARY
Total THC: 9.3720 mg/unit

Total CBD: Not Detected

Sum of Cannabinoids: 10.1530 mg/unit

Total Cannabinoids: 10.1530 mg/unit

Total THC/CBD is calculated using the following formulas to take into

account the loss of a carboxyl group during the decarboxylation step:

 Total THC = Δ^9 -THC + (THCa (0.877))

Total CBD = CBD + (CBDa (0.877))

 Sum of Cannabinoids = Δ^9 -THC + THCa + CBD + CBDa + CBG + CBGa +

 THCV + THCVa + CBC + CBCa + CBDV + CBDVa + Δ^8 -THC + CBL + CBN

 Total Cannabinoids = (Δ^9 -THC+0.877*THCa) + (CBD+0.877*CBDa) +

(CBG+0.877*CBGa) + (THCV+0.877*THCVa) + (CBC+0.877*CBCa) +

 (CBDV+0.877*CBDVa) + Δ^8 -THC + CBL + CBN

Density: 1.0027 g/mL


SAFETY ANALYSIS - SUMMARY
 Δ^9 -THC per Unit:  **PASS**

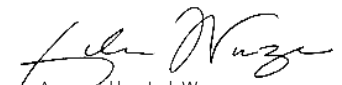
For quality assurance purposes. Not a Regulatory Hemp Lab Test Report. These results relate only to the sample included on this report. This report shall not be reproduced, except in full, without written approval of the laboratory.

Sample Certification: California Code of Regulations Title 4 Division 19. Department of Cannabis Control Business and Professions Code. Reference: Sections 26100, 26104 and 26110, Business and Professions Code.

Decision Rule: Statements of conformity (e.g. Pass/Fail) to specifications are made in this report without taking measurement uncertainty into account. Where statements of conformity are made in this report, the following decision rules are applied: PASS - Results within limits/specifications, FAIL - Results exceed limits/specifications.

References: limit of detection (LOD), limit of quantification (LOQ), not detected (ND), not tested (NT), $\mu\text{g/g}$ = ppm, $\mu\text{g/kg}$ = ppb


 LQC verified by: Maria Garcia
 Job Title: Senior Laboratory Analyst
 Date: 08/25/2025


 Approved by: Josh Wurzer
 Job Title: Chief Compliance Officer
 Date: 08/25/2025




Tested by high-performance liquid chromatography with diode-array detection (HPLC-DAD).

Method: QSP 1157 - Analysis of Cannabinoids by HPLC-DAD

TOTAL THC: 9.3720 mg/unit

Total THC (Δ^9 -THC+0.877*THCa)

TOTAL CBD: Not Detected

Total CBD (CBD+0.877*CBDa)

TOTAL CANNABINOIDS: 10.1530 mg/unit

Total Cannabinoids (Total THC) + (Total CBD) + (Total CBG) + (Total THCV) + (Total CBC) + (Total CBDV) + Δ^8 -THC + CBL + CBN

TOTAL CBG: 0.7810 mg/unit

Total CBG (CBG+0.877*CBGa)

TOTAL THCV: ND

Total THCV (THCV+0.877*THCVa)

TOTAL CBC: ND

Total CBC (CBC+0.877*CBCa)

TOTAL CBDV: ND

Total CBDV (CBDV+0.877*CBDVa)

CANNABINOID TEST RESULTS - 08/25/2025

COMPOUND	LOD/LOQ (mg/mL)	MEASUREMENT UNCERTAINTY (mg/mL)	RESULT (mg/mL)	RESULT (%)
Δ^9 -THC	0.0001 / 0.0010	± 0.00145	0.0264	0.00263
CBG	0.0001 / 0.0004	± 0.00011	0.0022	0.00022
Δ^8 -THC	0.0005 / 0.0014	N/A	ND	ND
THCa	0.0001 / 0.0004	N/A	ND	ND
THCV	0.0002 / 0.0009	N/A	ND	ND
THCVa	0.0001 / 0.0014	N/A	ND	ND
CBD	0.0003 / 0.0008	N/A	ND	ND
CBDa	0.0001 / 0.0019	N/A	ND	ND
CBDV	0.0002 / 0.0009	N/A	ND	ND
CBDVa	0.0001 / 0.0013	N/A	ND	ND
CBGa	0.0001 / 0.0005	N/A	ND	ND
CBL	0.0002 / 0.0007	N/A	ND	ND
CBN	0.0001 / 0.0005	N/A	ND	ND
CBC	0.0003 / 0.0007	N/A	ND	ND
CBCa	0.0001 / 0.0011	N/A	ND	ND
SUM OF CANNABINOIDS			0.0286 mg/mL	0.00285%

Unit Mass: 355 milliliters per Unit / Serving Size: 177.5 milliliters per Serving

Δ^9 -THC per Unit	110 per-package limit	9.3720 mg/unit	PASS
Δ^9 -THC per Serving		4.6860 mg/serving	
Total THC per Unit		9.3720 mg/unit	
Total THC per Serving		4.6860 mg/serving	
CBD per Unit		ND	
CBD per Serving		ND	
Total CBD per Unit		ND	
Total CBD per Serving		ND	
Sum of Cannabinoids per Unit		10.1530 mg/unit	
Sum of Cannabinoids per Serving		5.0765 mg/serving	
Total Cannabinoids per Unit		10.1530 mg/unit	
Total Cannabinoids per Serving		5.0765 mg/serving	

DENSITY TEST RESULT

1.0027 g/mL
Tested 08/25/2025
Method: QSP 7870 - Sample Preparation

NOTES

Sample serving mass provided by client. Sample unit mass provided by client.